



## Outstanding Debt Service

April 12, 2016





## Table of Contents

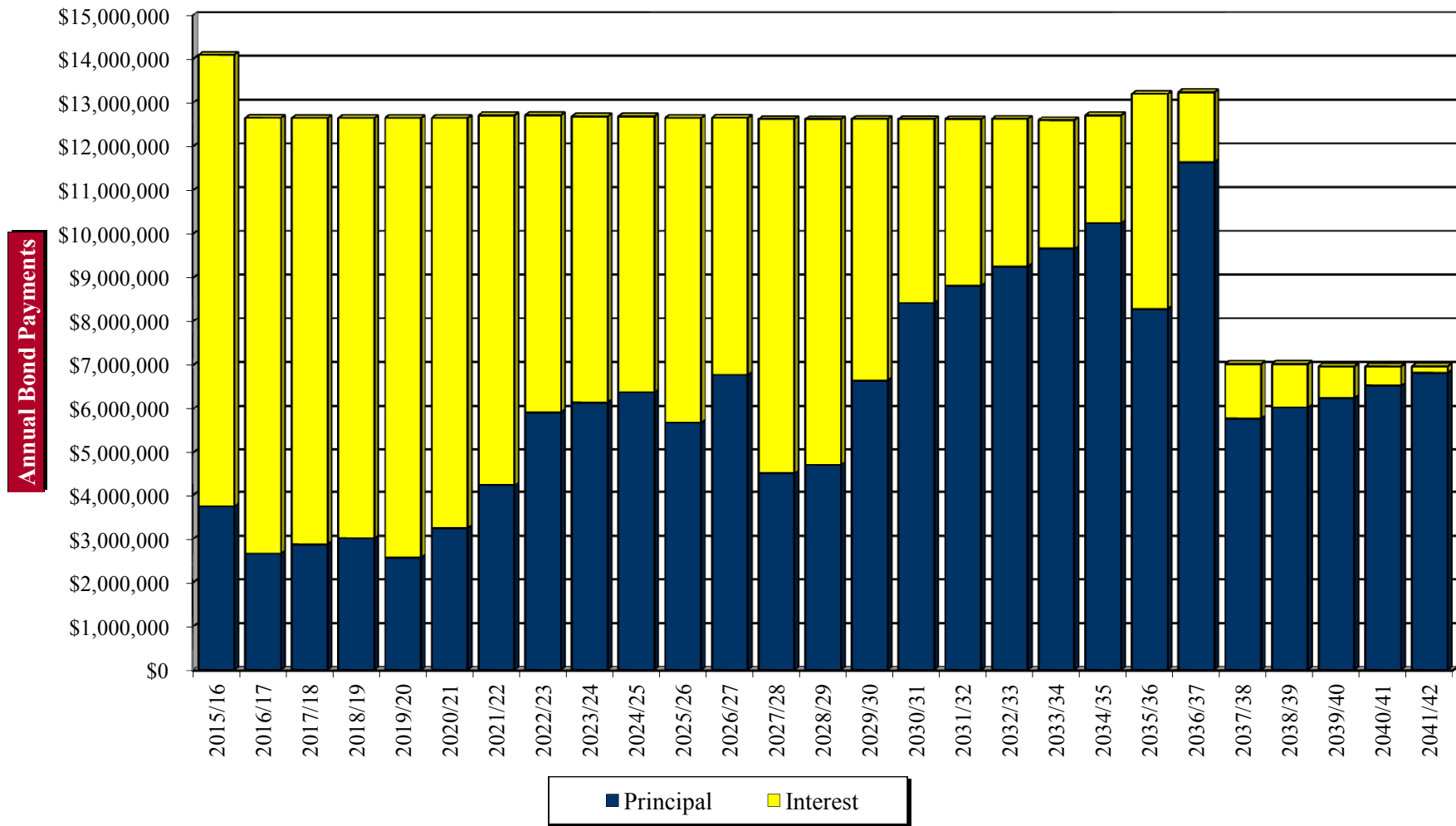
- Section 1: Outstanding Unlimited Tax Debt Service by Principal and Interest
- Section 2: Outstanding Unlimited Tax Debt Service by Series
- Section 3: Bonds Refunded by Unlimited Tax Refunding Bonds, Series 2016
- Section 4: Outstanding Maintenance Tax Debt Service by Principal and Interest



## Section 1 – Outstanding Unlimited Tax Debt Service by Principal and Interest



## Bastrop Independent School District Outstanding Unlimited Tax Debt Service By Principal And Interest



Note: Debt service payments reflect payments from September 1 through August 31.

**Bastrop Independent School District**  
**Outstanding Unlimited Tax Debt Service By Principal And Interest**

<u>Year</u>	<u>Principal</u>	<u>Interest</u>	<u>Annual Debt Service</u>
2015/16	\$ 3,746,523.85	\$ 10,349,359.35	\$ 14,095,883.20
2016/17	2,665,204.27	9,991,268.23	12,656,472.50
2017/18	2,879,458.80	9,773,835.58	12,653,294.38
2018/19	3,020,604.55	9,633,464.83	12,654,069.38
2019/20	2,571,730.35	10,083,074.65	12,654,805.00
2020/21	3,251,524.35	9,402,450.65	12,653,975.00
2021/22	4,240,613.75	8,471,561.25	12,712,175.00
2022/23	5,924,071.20	6,791,216.30	12,715,287.50
2023/24	6,145,048.50	6,544,301.50	12,689,350.00
2024/25	6,387,829.00	6,302,608.50	12,690,437.50
2025/26	5,691,725.00	6,962,243.75	12,653,968.75
2026/27	6,780,976.50	5,876,686.00	12,657,662.50
2027/28	4,532,683.95	8,095,428.55	12,628,112.50
2028/29	4,726,483.20	7,897,041.80	12,623,525.00
2029/30	6,650,386.10	5,981,563.90	12,631,950.00
2030/31	8,425,000.00	4,203,287.50	12,628,287.50
2031/32	8,825,000.00	3,800,825.00	12,625,825.00
2032/33	9,255,000.00	3,378,950.00	12,633,950.00
2033/34	9,665,000.00	2,936,871.88	12,601,871.88
2034/35	10,250,000.00	2,462,121.88	12,712,121.88
2035/36	8,289,226.10	4,915,411.40	13,204,637.50
2036/37	11,640,000.00	1,604,593.75	13,244,593.75
2037/38	5,780,000.00	1,247,150.00	7,027,150.00
2038/39	6,040,000.00	989,025.00	7,029,025.00
2039/40	6,255,000.00	720,550.00	6,975,550.00
2040/41	6,535,000.00	441,250.00	6,976,250.00
2041/42	6,830,000.00	149,250.00	6,979,250.00
<b>Total</b>	<b><u>\$ 167,004,089.47</u></b>	<b><u>\$ 149,005,391.25</u></b>	<b><u>\$ 316,009,480.72</u></b>

Note: Debt service payments reflect payments from September 1 through August 31.

**Bastrop Independent School District**  
**Semi-Annual Unlimited Tax Debt Service By Principal And Interest**

<u>Date</u>	<u>Principal</u>	<u>Interest</u>	<u>Debt Service</u>	<u>Annual Debt Service</u>
02/15/16	\$ 3,621,523.85	\$ 7,029,827.68	\$ 10,651,351.53	
08/15/16	125,000.00	3,319,531.67	3,444,531.67	\$ 14,095,883.20
02/15/17	2,665,204.27	6,627,513.23	9,292,717.50	
08/15/17	-	3,363,755.00	3,363,755.00	12,656,472.50
02/15/18	2,879,458.80	6,439,296.20	9,318,755.00	
08/15/18	-	3,334,539.38	3,334,539.38	12,653,294.38
02/15/19	3,020,604.55	6,328,934.83	9,349,539.38	
08/15/19	-	3,304,530.00	3,304,530.00	12,654,069.38
02/15/20	2,571,730.35	6,802,799.65	9,374,530.00	
08/15/20	-	3,280,275.00	3,280,275.00	12,654,805.00
02/15/21	3,251,524.35	6,158,750.65	9,410,275.00	
08/15/21	-	3,243,700.00	3,243,700.00	12,653,975.00
02/15/22	4,240,613.75	5,298,086.25	9,538,700.00	
08/15/22	-	3,173,475.00	3,173,475.00	12,712,175.00
02/15/23	5,924,071.20	3,744,403.80	9,668,475.00	
08/15/23	-	3,046,812.50	3,046,812.50	12,715,287.50
02/15/24	6,145,048.50	3,616,764.00	9,761,812.50	
08/15/24	-	2,927,537.50	2,927,537.50	12,689,350.00
02/15/25	6,387,829.00	3,499,708.50	9,887,537.50	
08/15/25	-	2,802,900.00	2,802,900.00	12,690,437.50
02/15/26	5,691,725.00	4,271,175.00	9,962,900.00	
08/15/26	-	2,691,068.75	2,691,068.75	12,653,968.75
02/15/27	6,780,976.50	3,320,092.25	10,101,068.75	
08/15/27	-	2,556,593.75	2,556,593.75	12,657,662.50
02/15/28	4,532,683.95	5,638,909.80	10,171,593.75	
08/15/28	-	2,456,518.75	2,456,518.75	12,628,112.50
02/15/29	4,726,483.20	5,545,035.55	10,271,518.75	
08/15/29	-	2,352,006.25	2,352,006.25	12,623,525.00
02/15/30	6,650,386.10	3,781,620.15	10,432,006.25	
08/15/30	-	2,199,943.75	2,199,943.75	12,631,950.00
02/15/31	8,425,000.00	2,199,943.75	10,624,943.75	
08/15/31	-	2,003,343.75	2,003,343.75	12,628,287.50
02/15/32	8,825,000.00	2,003,343.75	10,828,343.75	
08/15/32	-	1,797,481.25	1,797,481.25	12,625,825.00
02/15/33	9,255,000.00	1,797,481.25	11,052,481.25	
08/15/33	-	1,581,468.75	1,581,468.75	12,633,950.00
02/15/34	9,665,000.00	1,581,468.75	11,246,468.75	
08/15/34	-	1,355,403.13	1,355,403.13	12,601,871.88

Note: Debt service payments reflect payments from September 1 through August 31.

**Bastrop Independent School District**  
**Semi-Annual Unlimited Tax Debt Service By Principal And Interest**

<u>Date</u>	<u>Principal</u>	<u>Interest</u>	<u>Debt Service</u>	<u>Annual Debt Service</u>
02/15/35	\$ 10,250,000.00	\$ 1,355,403.13	\$ 11,605,403.13	
08/15/35	-	1,106,718.75	1,106,718.75	\$ 12,712,121.88
02/15/36	8,289,226.10	3,997,492.65	12,286,718.75	
08/15/36	-	917,918.75	917,918.75	13,204,637.50
02/15/37	11,640,000.00	917,918.75	12,557,918.75	
08/15/37	-	686,675.00	686,675.00	13,244,593.75
02/15/38	5,780,000.00	686,675.00	6,466,675.00	
08/15/38	-	560,475.00	560,475.00	7,027,150.00
02/15/39	6,040,000.00	560,475.00	6,600,475.00	
08/15/39	-	428,550.00	428,550.00	7,029,025.00
02/15/40	6,255,000.00	428,550.00	6,683,550.00	
08/15/40	-	292,000.00	292,000.00	6,975,550.00
02/15/41	6,535,000.00	292,000.00	6,827,000.00	
08/15/41	-	149,250.00	149,250.00	6,976,250.00
02/15/42	<u>6,830,000.00</u>	<u>149,250.00</u>	<u>6,979,250.00</u>	<u>6,979,250.00</u>
<b>Total</b>	<b><u>\$ 167,004,089.47</u></b>	<b><u>\$ 149,005,391.25</u></b>	<b><u>\$ 316,009,480.72</u></b>	<b><u>\$ 316,009,480.72</u></b>

Note: Debt service payments reflect payments from September 1 through August 31.

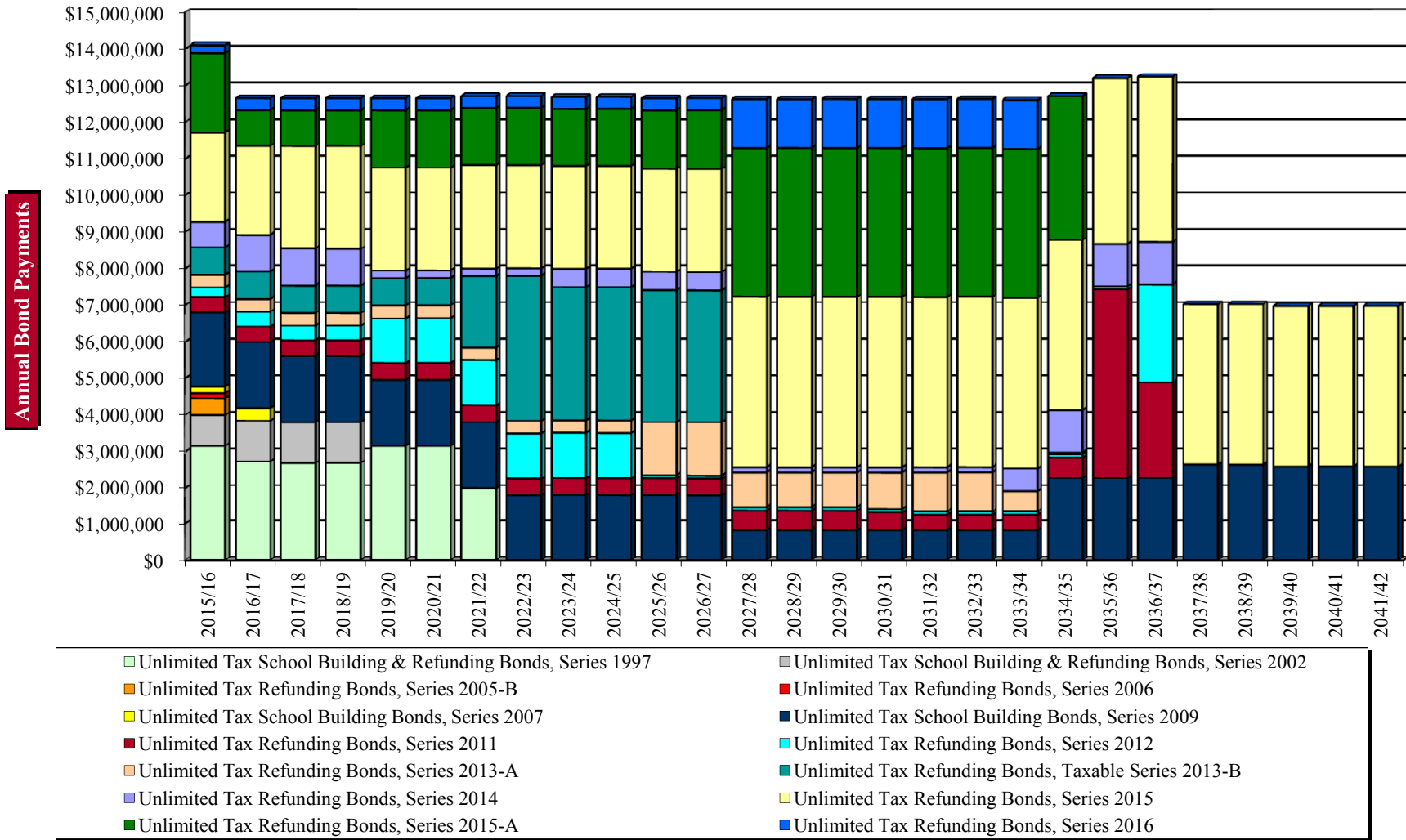


## Section 2 – Outstanding Unlimited Tax Debt Service by Series





## Bastrop Independent School District Outstanding Unlimited Tax Debt Service By Series



Note: Debt service payments reflect payments from September 1 through August 31.

**Bastrop Independent School District**  
**Outstanding Unlimited Tax Debt Service By Series**

<b>Year</b>	<b>Unlimited Tax School Building &amp; Refunding Bonds, Series 1997</b>	<b>Unlimited Tax School Building &amp; Refunding Bonds, Series 2002</b>	<b>Unlimited Tax Refunding Bonds, Series 2005-B</b>	<b>Unlimited Tax Refunding Bonds, Series 2006</b>	<b>Unlimited Tax School Building Bonds, Series 2007</b>	<b>Unlimited Tax School Building Bonds, Series 2009</b>	<b>Unlimited Tax Refunding Bonds, Series 2011</b>	<b>Unlimited Tax Refunding Bonds, Series 2012</b>	<b>Unlimited Tax Refunding Bonds, Series 2013-A</b>	<b>Unlimited Tax Refunding Bonds, Taxable Series 2013-B</b>	<b>Unlimited Tax Refunding Bonds, Series 2014</b>	<b>Unlimited Tax Refunding Bonds, Series 2015</b>	<b>Unlimited Tax Refunding Bonds, Series 2015-A</b>	<b>Unlimited Tax Refunding Bonds, Series 2016</b>	<b>Annual Debt Service</b>
2015/16	\$ 3,155,000.00	\$ 840,000.00	\$ 465,000.00	\$ 135,000.00	\$ 183,562.50	\$ 2,020,366.25	\$ 423,350.00	\$ 265,637.50	\$ 344,150.00	\$ 752,250.00	\$ 697,850.00	\$ 2,434,450.00	\$ 2,169,352.78	\$ 209,914.17	\$ 14,095,883.20
2016/17	2,730,000.00	1,115,000.00	-	-	337,425.00	1,811,785.00	426,200.00	398,612.50	347,800.00	752,250.00	997,250.00	2,434,450.00	979,500.00	326,200.00	12,656,472.50
2017/18	2,685,000.00	1,115,000.00	-	-	-	1,817,906.88	424,000.00	399,487.50	346,400.00	752,250.00	1,006,800.00	2,800,750.00	979,500.00	326,200.00	12,653,294.38
2018/19	2,690,000.00	1,115,000.00	-	-	-	1,811,831.88	426,175.00	400,212.50	345,000.00	752,250.00	999,700.00	2,808,200.00	979,500.00	326,200.00	12,654,069.38
2019/20	3,155,000.00	-	-	-	-	1,809,667.50	457,200.00	1,219,287.50	348,550.00	752,250.00	201,800.00	2,815,350.00	1,569,500.00	326,200.00	12,654,805.00
2020/21	3,155,000.00	-	-	-	-	1,811,912.50	457,625.00	1,225,612.50	346,675.00	752,250.00	201,800.00	2,802,400.00	1,574,500.00	326,200.00	12,653,975.00
2021/22	2,000,000.00	-	-	-	-	1,806,962.50	457,900.00	1,235,162.50	344,425.00	1,957,650.00	201,800.00	2,827,575.00	1,554,500.00	326,200.00	12,712,175.00
2022/23	-	-	-	-	-	1,804,962.50	457,612.50	1,233,662.50	347,100.00	3,964,425.00	201,800.00	2,820,025.00	1,559,500.00	326,200.00	12,715,287.50
2023/24	-	-	-	-	-	1,815,925.00	461,662.50	1,236,187.50	344,700.00	3,642,400.00	495,800.00	2,811,975.00	1,554,500.00	326,200.00	12,689,350.00
2024/25	-	-	-	-	-	1,809,275.00	460,450.00	1,237,662.50	347,225.00	3,643,000.00	503,400.00	2,808,725.00	1,554,500.00	326,200.00	12,690,437.50
2025/26	-	-	-	-	-	1,810,018.75	459,062.50	85,637.50	1,452,200.00	3,604,100.00	500,400.00	2,811,850.00	1,604,500.00	326,200.00	12,653,968.75
2026/27	-	-	-	-	-	1,802,962.50	457,500.00	85,637.50	1,457,012.50	3,600,600.00	501,900.00	2,816,350.00	1,609,500.00	326,200.00	12,657,662.50
2027/28	-	-	-	-	-	816,250.00	544,187.50	85,637.50	981,837.50	-	150,000.00	4,650,100.00	4,064,500.00	1,335,600.00	12,628,112.50
2028/29	-	-	-	-	-	816,250.00	544,037.50	85,637.50	978,925.00	-	150,000.00	4,650,475.00	4,069,500.00	1,328,700.00	12,623,525.00
2029/30	-	-	-	-	-	816,250.00	543,537.50	85,637.50	980,050.00	-	150,000.00	4,649,475.00	4,067,000.00	1,340,000.00	12,631,950.00
2030/31	-	-	-	-	-	816,250.00	492,900.00	85,637.50	1,029,250.00	-	150,000.00	4,651,725.00	4,068,125.00	1,334,400.00	12,628,287.50
2031/32	-	-	-	-	-	816,250.00	423,500.00	85,637.50	1,100,212.50	-	150,000.00	4,642,100.00	4,071,125.00	1,337,000.00	12,625,825.00
2032/33	-	-	-	-	-	816,250.00	425,100.00	85,637.50	1,103,637.50	-	150,000.00	4,650,100.00	4,065,625.00	1,337,600.00	12,633,950.00
2033/34	-	-	-	-	-	816,250.00	426,300.00	85,637.50	595,859.38	-	620,400.00	4,654,975.00	4,066,250.00	1,336,200.00	12,601,871.88
2034/35	-	-	-	-	-	2,283,625.00	554,500.00	85,637.50	55,859.38	-	1,154,900.00	4,646,725.00	3,930,875.00	-	12,712,121.88
2035/36	-	-	-	-	-	2,281,500.00	515,200.00	85,637.50	-	-	1,157,200.00	4,528,100.00	-	-	13,204,637.50
2036/37	-	-	-	-	-	2,285,375.00	2,606,100.00	2,677,818.75	-	-	1,157,700.00	4,517,600.00	-	-	13,244,593.75
2037/38	-	-	-	-	-	2,645,750.00	-	-	-	-	-	4,381,400.00	-	-	7,027,150.00
2038/39	-	-	-	-	-	2,642,125.00	-	-	-	-	-	4,386,900.00	-	-	7,029,025.00
2039/40	-	-	-	-	-	2,594,250.00	-	-	-	-	-	4,381,300.00	-	-	6,975,550.00
2040/41	-	-	-	-	-	2,596,750.00	-	-	-	-	-	4,379,500.00	-	-	6,976,250.00
2041/42	-	-	-	-	-	2,593,250.00	-	-	-	-	-	4,386,000.00	-	-	6,979,250.00
<b>Total</b>	<b>\$ 19,570,000.00</b>	<b>\$ 4,185,000.00</b>	<b>\$ 465,000.00</b>	<b>\$ 135,000.00</b>	<b>\$ 520,987.50</b>	<b>\$ 47,569,951.26</b>	<b>\$ 17,081,100.00</b>	<b>\$ 12,471,356.25</b>	<b>\$ 13,196,868.76</b>	<b>\$ 24,925,675.00</b>	<b>\$ 11,500,500.00</b>	<b>\$ 101,148,575.00</b>	<b>\$ 50,091,852.78</b>	<b>\$ 13,147,614.17</b>	<b>\$ 316,009,480.72</b>

Note: Debt service payments reflect payments from September 1 through August 31.

**Bastrop Independent School District**  
**Unlimited Tax School Building And Refunding Bonds, Series 1997**

<u>Date</u>	<u>Principal</u>	<u>Interest</u>	<u>Debt Service</u>	<u>Annual Debt Service</u>
02/15/16	\$ 193,693.45	\$ 2,961,306.55	\$ 3,155,000.00	
08/15/16	-	-	-	\$ 3,155,000.00
02/15/17	114,803.42	2,615,196.58	2,730,000.00	
08/15/17	-	-	-	2,730,000.00
02/15/18	255,556.70	2,429,443.30	2,685,000.00	
08/15/18	-	-	-	2,685,000.00
02/15/19	371,807.45	2,318,192.55	2,690,000.00	
08/15/19	-	-	-	2,690,000.00
02/15/20	890,688.05	2,264,311.95	3,155,000.00	
08/15/20	-	-	-	3,155,000.00
02/15/21	842,006.40	2,312,993.60	3,155,000.00	
08/15/21	-	-	-	3,155,000.00
02/15/22	<u>504,600.00</u>	<u>1,495,400.00</u>	<u>2,000,000.00</u>	<u>2,000,000.00</u>
<b>Total</b>	<b><u>\$ 3,173,155.47</u></b>	<b><u>\$ 16,396,844.53</u></b>	<b><u>\$ 19,570,000.00</u></b>	<b><u>\$ 19,570,000.00</u></b>

Note: Debt service payments reflect payments from September 1 through August 31.

**Paying Agent Information for Series 1997 Bonds:**

**Firm Name:** Wells Fargo Corporate Trust Services  
625 Marquette Avenue S., 11th Floor  
Minneapolis, Minnesota 55402

**Contact:** Jim Hood  
**Phone:** (612) 667-1256  
**Fax:** (855) 564-0012

**Bastrop Independent School District**  
**Unlimited Tax School Building And Refunding Bonds, Series 2002**

<u>Date</u>	<u>Principal</u>	<u>Interest</u>	<u>Debt Service</u>	<u>Annual Debt Service</u>
02/15/16	\$ 402,830.40	\$ 437,169.60	\$ 840,000.00	
08/15/16	-	-	-	\$ 840,000.00
02/15/17	500,400.85	614,599.15	1,115,000.00	
08/15/17	-	-	-	1,115,000.00
02/15/18	468,902.10	646,097.90	1,115,000.00	
08/15/18	-	-	-	1,115,000.00
02/15/19	<u>438,797.10</u>	<u>676,202.90</u>	<u>1,115,000.00</u>	<u>1,115,000.00</u>
<b>Total</b>	<b><u>\$ 1,810,930.45</u></b>	<b><u>\$ 2,374,069.55</u></b>	<b><u>\$ 4,185,000.00</u></b>	<b><u>\$ 4,185,000.00</u></b>

Note: Debt service payments reflect payments from September 1 through August 31.

**Paying Agent Information for Series 2002 Bonds:**

**Firm Name:** The Bank of New York Mellon Trust Company, N.A.  
Issuer Administrative Services  
2001 Bryan Street, 10th Floor  
Dallas, Texas 75201

**Contact:** Kami Hector  
**Phone:** (214) 468-6020  
**Fax:** (214) 468-6322

**Bastrop Independent School District**  
**Unlimited Tax Refunding Bonds, Series 2005-B**

<u>Date</u>	<u>Principal</u>	<u>Interest</u>	<u>Debt Service</u>	<u>Annual Debt Service</u>
02/15/16	\$ 105,000.00	\$ 360,000.00	\$ 465,000.00	\$ 465,000.00
<b>Total</b>	<b><u>\$ 105,000.00</u></b>	<b><u>\$ 360,000.00</u></b>	<b><u>\$ 465,000.00</u></b>	<b><u>\$ 465,000.00</u></b>

Note: Debt service payments reflect payments from September 1 through August 31.

**Paying Agent Information for Series 2005-B Bonds:**

**Firm Name:** The Bank of New York Mellon Trust Company, N.A.  
 Issuer Administrative Services  
 2001 Bryan Street, 10th Floor  
 Dallas, Texas 75201

**Contact:** Kami Hector  
**Phone:** (214) 468-6020  
**Fax:** (214) 468-6322

**Bastrop Independent School District**  
**Unlimited Tax Refunding Bonds, Series 2006**

<u>Date</u>	<u>Principal</u>	<u>Interest</u>	<u>Debt Service</u>	<u>Annual Debt Service</u>
02/15/16	\$ 45,000.00	\$ 90,000.00	\$ 135,000.00	\$ 135,000.00
<b>Total</b>	<b><u>\$ 45,000.00</u></b>	<b><u>\$ 90,000.00</u></b>	<b><u>\$ 135,000.00</u></b>	<b><u>\$ 135,000.00</u></b>

Note: Debt service payments reflect payments from September 1 through August 31.

**Paying Agent Information for Series 2006 Bonds:**

**Firm Name:** The Bank of New York Mellon Trust Company, N.A.  
 Issuer Administrative Services  
 2001 Bryan Street, 10th Floor  
 Dallas, Texas 75201

**Contact:** Kami Hector  
**Phone:** (214) 468-6020  
**Fax:** (214) 468-6322

**Bastrop Independent School District**  
**Unlimited Tax School Building Bonds, Series 2007**

<u>Date</u>	<u>Principal</u>	<u>Interest</u>	<u>Debt Service</u>	<u>Annual Debt Service</u>
02/15/16	\$ 165,000.00	\$ 11,137.50	\$ 176,137.50	
08/15/16	-	7,425.00	7,425.00	\$ 183,562.50
02/15/17	<u>330,000.00</u>	<u>7,425.00</u>	<u>337,425.00</u>	<u>337,425.00</u>
<b>Total</b>	<b><u>\$ 495,000.00</u></b>	<b><u>\$ 25,987.50</u></b>	<b><u>\$ 520,987.50</u></b>	<b><u>\$ 520,987.50</u></b>

Note: Debt service payments reflect payments from September 1 through August 31.

**Paying Agent Information for Series 2007 Bonds:**

**Firm Name:** The Bank of New York Mellon Trust Company, N.A.  
Issuer Administrative Services  
2001 Bryan Street, 10th Floor  
Dallas, Texas 75201

**Contact:** Kami Hector  
**Phone:** (214) 468-6020  
**Fax:** (214) 468-6322

**Bastrop Independent School District**  
**Unlimited Tax School Building Bonds, Series 2009**

<u>Date</u>	<u>Principal</u>	<u>Interest</u>	<u>Debt Service</u>	<u>Annual Debt Service</u>
02/15/16	\$ 630,000.00	\$ 806,242.50	\$ 1,436,242.50	
08/15/16	-	584,123.75	584,123.75	\$ 2,020,366.25
02/15/17	655,000.00	584,123.75	1,239,123.75	
08/15/17	-	572,661.25	572,661.25	1,811,785.00
02/15/18	685,000.00	572,661.25	1,257,661.25	
08/15/18	-	560,245.63	560,245.63	1,817,906.88
02/15/19	705,000.00	560,245.63	1,265,245.63	
08/15/19	-	546,586.25	546,586.25	1,811,831.88
02/15/20	730,000.00	546,586.25	1,276,586.25	
08/15/20	-	533,081.25	533,081.25	1,809,667.50
02/15/21	760,000.00	533,081.25	1,293,081.25	
08/15/21	-	518,831.25	518,831.25	1,811,912.50
02/15/22	785,000.00	518,831.25	1,303,831.25	
08/15/22	-	503,131.25	503,131.25	1,806,962.50
02/15/23	815,000.00	503,131.25	1,318,131.25	
08/15/23	-	486,831.25	486,831.25	1,804,962.50
02/15/24	860,000.00	486,831.25	1,346,831.25	
08/15/24	-	469,093.75	469,093.75	1,815,925.00
02/15/25	890,000.00	469,093.75	1,359,093.75	
08/15/25	-	450,181.25	450,181.25	1,809,275.00
02/15/26	930,000.00	450,181.25	1,380,181.25	
08/15/26	-	429,837.50	429,837.50	1,810,018.75
02/15/27	965,000.00	429,837.50	1,394,837.50	
08/15/27	-	408,125.00	408,125.00	1,802,962.50
02/15/28	-	408,125.00	408,125.00	
08/15/28	-	408,125.00	408,125.00	816,250.00
02/15/29	-	408,125.00	408,125.00	
08/15/29	-	408,125.00	408,125.00	816,250.00
02/15/30	-	408,125.00	408,125.00	
08/15/30	-	408,125.00	408,125.00	816,250.00
02/15/31	-	408,125.00	408,125.00	
08/15/31	-	408,125.00	408,125.00	816,250.00
02/15/32	-	408,125.00	408,125.00	
08/15/32	-	408,125.00	408,125.00	816,250.00
02/15/33	-	408,125.00	408,125.00	
08/15/33	-	408,125.00	408,125.00	816,250.00
02/15/34	-	408,125.00	408,125.00	
08/15/34	-	408,125.00	408,125.00	816,250.00

Note: Debt service payments reflect payments from September 1 through August 31.



**Bastrop Independent School District**  
**Unlimited Tax School Building Bonds, Series 2009**

<u>Date</u>	<u>Principal</u>	<u>Interest</u>	<u>Debt Service</u>	<u>Annual Debt Service</u>
02/15/35	\$ 1,505,000.00	\$ 408,125.00	\$ 1,913,125.00	
08/15/35	-	370,500.00	370,500.00	\$ 2,283,625.00
02/15/36	1,580,000.00	370,500.00	1,950,500.00	
08/15/36	-	331,000.00	331,000.00	2,281,500.00
02/15/37	1,665,000.00	331,000.00	1,996,000.00	
08/15/37	-	289,375.00	289,375.00	2,285,375.00
02/15/38	2,120,000.00	289,375.00	2,409,375.00	
08/15/38	-	236,375.00	236,375.00	2,645,750.00
02/15/39	2,225,000.00	236,375.00	2,461,375.00	
08/15/39	-	180,750.00	180,750.00	2,642,125.00
02/15/40	2,290,000.00	180,750.00	2,470,750.00	
08/15/40	-	123,500.00	123,500.00	2,594,250.00
02/15/41	2,410,000.00	123,500.00	2,533,500.00	
08/15/41	-	63,250.00	63,250.00	2,596,750.00
02/15/42	<u>2,530,000.00</u>	<u>63,250.00</u>	<u>2,593,250.00</u>	<u>2,593,250.00</u>
<b>Total</b>	<b><u>\$ 25,735,000.00</u></b>	<b><u>\$ 21,834,951.26</u></b>	<b><u>\$ 47,569,951.26</u></b>	<b><u>\$ 47,569,951.26</u></b>

Note: Debt service payments reflect payments from September 1 through August 31.

**Paying Agent Information for Series 2009 Bonds:**

**Firm Name:** The Bank of New York Mellon Trust Company, N.A.  
Issuer Administrative Services  
2001 Bryan Street, 10th Floor  
Dallas, Texas 75201

**Contact:** Kami Hector  
**Phone:** (214) 468-6020  
**Fax:** (214) 468-6322

**Bastrop Independent School District**  
**Unlimited Tax Refunding Bonds, Series 2011**

<u>Date</u>	<u>Principal</u>	<u>Interest</u>	<u>Debt Service</u>	<u>Annual Debt Service</u>
02/15/16	\$ 105,000.00	\$ 159,700.00	\$ 264,700.00	
08/15/16	-	158,650.00	158,650.00	\$ 423,350.00
02/15/17	110,000.00	158,650.00	268,650.00	
08/15/17	-	157,550.00	157,550.00	426,200.00
02/15/18	110,000.00	157,550.00	267,550.00	
08/15/18	-	156,450.00	156,450.00	424,000.00
02/15/19	115,000.00	156,450.00	271,450.00	
08/15/19	-	154,725.00	154,725.00	426,175.00
02/15/20	150,000.00	154,725.00	304,725.00	
08/15/20	-	152,475.00	152,475.00	457,200.00
02/15/21	155,000.00	152,475.00	307,475.00	
08/15/21	-	150,150.00	150,150.00	457,625.00
02/15/22	160,000.00	150,150.00	310,150.00	
08/15/22	-	147,750.00	147,750.00	457,900.00
02/15/23	165,000.00	147,750.00	312,750.00	
08/15/23	-	144,862.50	144,862.50	457,612.50
02/15/24	175,000.00	144,862.50	319,862.50	
08/15/24	-	141,800.00	141,800.00	461,662.50
02/15/25	180,000.00	141,800.00	321,800.00	
08/15/25	-	138,650.00	138,650.00	460,450.00
02/15/26	185,000.00	138,650.00	323,650.00	
08/15/26	-	135,412.50	135,412.50	459,062.50
02/15/27	190,000.00	135,412.50	325,412.50	
08/15/27	-	132,087.50	132,087.50	457,500.00
02/15/28	285,000.00	132,087.50	417,087.50	
08/15/28	-	127,100.00	127,100.00	544,187.50
02/15/29	295,000.00	127,100.00	422,100.00	
08/15/29	-	121,937.50	121,937.50	544,037.50
02/15/30	305,000.00	121,937.50	426,937.50	
08/15/30	-	116,600.00	116,600.00	543,537.50
02/15/31	265,000.00	116,600.00	381,600.00	
08/15/31	-	111,300.00	111,300.00	492,900.00
02/15/32	205,000.00	111,300.00	316,300.00	
08/15/32	-	107,200.00	107,200.00	423,500.00
02/15/33	215,000.00	107,200.00	322,200.00	
08/15/33	-	102,900.00	102,900.00	425,100.00
02/15/34	225,000.00	102,900.00	327,900.00	
08/15/34	-	98,400.00	98,400.00	426,300.00

Note: Debt service payments reflect payments from September 1 through August 31.

**Bastrop Independent School District**  
**Unlimited Tax Refunding Bonds, Series 2011**

<u>Date</u>	<u>Principal</u>	<u>Interest</u>	<u>Debt Service</u>	<u>Annual Debt Service</u>
02/15/35	\$ 365,000.00	\$ 98,400.00	\$ 463,400.00	
08/15/35	-	91,100.00	91,100.00	\$ 554,500.00
02/15/36	2,119,226.10	2,981,873.90	5,101,100.00	
08/15/36	-	51,100.00	51,100.00	5,152,200.00
02/15/37	<u>2,555,000.00</u>	<u>51,100.00</u>	<u>2,606,100.00</u>	<u>2,606,100.00</u>
<b>Total</b>	<b><u>\$ 8,634,226.10</u></b>	<b><u>\$ 8,446,873.90</u></b>	<b><u>\$ 17,081,100.00</u></b>	<b><u>\$ 17,081,100.00</u></b>

Note: Debt service payments reflect payments from September 1 through August 31.

**Paying Agent Information for Series 2011 Bonds:**

**Firm Name:** The Bank of New York Mellon Trust Company, N.A.  
Issuer Administrative Services  
2001 Bryan Street, 10th Floor  
Dallas, Texas 75201

**Contact:** Kami Hector  
**Phone:** (214) 468-6020  
**Fax:** (214) 468-6322

**Bastrop Independent School District**  
**Unlimited Tax Refunding Bonds, Series 2012**

<u>Date</u>	<u>Principal</u>	<u>Interest</u>	<u>Debt Service</u>	<u>Annual Debt Service</u>
02/15/16	\$ -	\$ 132,818.75	\$ 132,818.75	
08/15/16	-	132,818.75	132,818.75	\$ 265,637.50
02/15/17	135,000.00	132,818.75	267,818.75	
08/15/17	-	130,793.75	130,793.75	398,612.50
02/15/18	140,000.00	130,793.75	270,793.75	
08/15/18	-	128,693.75	128,693.75	399,487.50
02/15/19	145,000.00	128,693.75	273,693.75	
08/15/19	-	126,518.75	126,518.75	400,212.50
02/15/20	273,904.00	822,614.75	1,096,518.75	
08/15/20	-	122,768.75	122,768.75	1,219,287.50
02/15/21	995,000.00	122,768.75	1,117,768.75	
08/15/21	-	107,843.75	107,843.75	1,225,612.50
02/15/22	1,035,000.00	107,843.75	1,142,843.75	
08/15/22	-	92,318.75	92,318.75	1,235,162.50
02/15/23	1,065,000.00	92,318.75	1,157,318.75	
08/15/23	-	76,343.75	76,343.75	1,233,662.50
02/15/24	1,100,000.00	76,343.75	1,176,343.75	
08/15/24	-	59,843.75	59,843.75	1,236,187.50
02/15/25	1,135,000.00	59,843.75	1,194,843.75	
08/15/25	-	42,818.75	42,818.75	1,237,662.50
02/15/26	-	42,818.75	42,818.75	
08/15/26	-	42,818.75	42,818.75	85,637.50
02/15/27	-	42,818.75	42,818.75	
08/15/27	-	42,818.75	42,818.75	85,637.50
02/15/28	-	42,818.75	42,818.75	
08/15/28	-	42,818.75	42,818.75	85,637.50
02/15/29	-	42,818.75	42,818.75	
08/15/29	-	42,818.75	42,818.75	85,637.50
02/15/30	-	42,818.75	42,818.75	
08/15/30	-	42,818.75	42,818.75	85,637.50
02/15/31	-	42,818.75	42,818.75	
08/15/31	-	42,818.75	42,818.75	85,637.50
02/15/32	-	42,818.75	42,818.75	
08/15/32	-	42,818.75	42,818.75	85,637.50
02/15/33	-	42,818.75	42,818.75	
08/15/33	-	42,818.75	42,818.75	85,637.50
02/15/34	-	42,818.75	42,818.75	
08/15/34	-	42,818.75	42,818.75	85,637.50

Note: Debt service payments reflect payments from September 1 through August 31.

**Bastrop Independent School District**  
**Unlimited Tax Refunding Bonds, Series 2012**

<u>Date</u>	<u>Principal</u>	<u>Interest</u>	<u>Debt Service</u>	<u>Annual Debt Service</u>
02/15/35	\$ -	\$ 42,818.75	\$ 42,818.75	
08/15/35	-	42,818.75	42,818.75	\$ 85,637.50
02/15/36	-	42,818.75	42,818.75	
08/15/36	-	42,818.75	42,818.75	85,637.50
02/15/37	<u>2,635,000.00</u>	<u>42,818.75</u>	<u>2,677,818.75</u>	<u>2,677,818.75</u>
<b>Total</b>	<b><u>\$ 8,658,904.00</u></b>	<b><u>\$ 3,812,452.25</u></b>	<b><u>\$ 12,471,356.25</u></b>	<b><u>\$ 12,471,356.25</u></b>

Note: Debt service payments reflect payments from September 1 through August 31.

**Paying Agent Information for Series 2012 Bonds:**

**Firm Name:** The Bank of New York Mellon Trust Company, N.A.  
Issuer Administrative Services  
2001 Bryan Street, 10th Floor  
Dallas, Texas 75201

**Contact:** Kami Hector  
**Phone:** (214) 468-6020  
**Fax:** (214) 468-6322

**Bastrop Independent School District**  
**Unlimited Tax Refunding Bonds, Series 2013-A**

<u>Date</u>	<u>Principal</u>	<u>Interest</u>	<u>Debt Service</u>	<u>Annual Debt Service</u>
02/15/16	\$ 65,000.00	\$ 139,900.00	\$ 204,900.00	
08/15/16	-	139,250.00	139,250.00	\$ 344,150.00
02/15/17	70,000.00	139,250.00	209,250.00	
08/15/17	-	138,550.00	138,550.00	347,800.00
02/15/18	70,000.00	138,550.00	208,550.00	
08/15/18	-	137,850.00	137,850.00	346,400.00
02/15/19	70,000.00	137,850.00	207,850.00	
08/15/19	-	137,150.00	137,150.00	345,000.00
02/15/20	75,000.00	137,150.00	212,150.00	
08/15/20	-	136,400.00	136,400.00	348,550.00
02/15/21	75,000.00	136,400.00	211,400.00	
08/15/21	-	135,275.00	135,275.00	346,675.00
02/15/22	75,000.00	135,275.00	210,275.00	
08/15/22	-	134,150.00	134,150.00	344,425.00
02/15/23	80,000.00	134,150.00	214,150.00	
08/15/23	-	132,950.00	132,950.00	347,100.00
02/15/24	80,000.00	132,950.00	212,950.00	
08/15/24	-	131,750.00	131,750.00	344,700.00
02/15/25	85,000.00	131,750.00	216,750.00	
08/15/25	-	130,475.00	130,475.00	347,225.00
02/15/26	350,000.00	975,475.00	1,325,475.00	
08/15/26	-	126,725.00	126,725.00	1,452,200.00
02/15/27	1,225,000.00	126,725.00	1,351,725.00	
08/15/27	-	105,287.50	105,287.50	1,457,012.50
02/15/28	785,000.00	105,287.50	890,287.50	
08/15/28	-	91,550.00	91,550.00	981,837.50
02/15/29	810,000.00	91,550.00	901,550.00	
08/15/29	-	77,375.00	77,375.00	978,925.00
02/15/30	840,000.00	77,375.00	917,375.00	
08/15/30	-	62,675.00	62,675.00	980,050.00
02/15/31	920,000.00	62,675.00	982,675.00	
08/15/31	-	46,575.00	46,575.00	1,029,250.00
02/15/32	1,025,000.00	46,575.00	1,071,575.00	
08/15/32	-	28,637.50	28,637.50	1,100,212.50
02/15/33	1,065,000.00	28,637.50	1,093,637.50	
08/15/33	-	10,000.00	10,000.00	1,103,637.50

Note: Debt service payments reflect payments from September 1 through August 31.

**Bastrop Independent School District**  
**Unlimited Tax Refunding Bonds, Series 2013-A**

<u>Date</u>	<u>Principal</u>	<u>Interest</u>	<u>Debt Service</u>	<u>Annual Debt Service</u>
02/15/34	\$ 585,000.00	\$ 10,000.00	\$ 595,000.00	
08/15/34	-	859.38	859.38	\$ 595,859.38
02/15/35	<u>55,000.00</u>	<u>859.38</u>	<u>55,859.38</u>	<u>55,859.38</u>
<b>Total</b>	<b><u>\$ 8,405,000.00</u></b>	<b><u>\$ 4,791,868.76</u></b>	<b><u>\$ 13,196,868.76</u></b>	<b><u>\$ 13,196,868.76</u></b>

Note: Debt service payments reflect payments from September 1 through August 31.

**Paying Agent Information for Series 2013-A Bonds:**

**Firm Name:** The Bank of New York Mellon Trust Company, N.A.  
Issuer Administrative Services  
2001 Bryan Street, 10th Floor  
Dallas, Texas 75201

**Contact:** Kami Hector  
**Phone:** (214) 468-6020  
**Fax:** (214) 468-6322

**Bastrop Independent School District**  
**Unlimited Tax Refunding Bonds, Taxable Series 2013-B**

<u>Date</u>	<u>Principal</u>	<u>Interest</u>	<u>Debt Service</u>	<u>Annual Debt Service</u>
02/15/16	\$ -	\$ 376,125.00	\$ 376,125.00	
08/15/16	-	376,125.00	376,125.00	\$ 752,250.00
02/15/17	-	376,125.00	376,125.00	
08/15/17	-	376,125.00	376,125.00	752,250.00
02/15/18	-	376,125.00	376,125.00	
08/15/18	-	376,125.00	376,125.00	752,250.00
02/15/19	-	376,125.00	376,125.00	
08/15/19	-	376,125.00	376,125.00	752,250.00
02/15/20	-	376,125.00	376,125.00	
08/15/20	-	376,125.00	376,125.00	752,250.00
02/15/21	-	376,125.00	376,125.00	
08/15/21	-	376,125.00	376,125.00	752,250.00
02/15/22	1,230,000.00	376,125.00	1,606,125.00	
08/15/22	-	351,525.00	351,525.00	1,957,650.00
02/15/23	3,345,000.00	351,525.00	3,696,525.00	
08/15/23	-	267,900.00	267,900.00	3,964,425.00
02/15/24	3,170,000.00	267,900.00	3,437,900.00	
08/15/24	-	204,500.00	204,500.00	3,642,400.00
02/15/25	3,300,000.00	204,500.00	3,504,500.00	
08/15/25	-	138,500.00	138,500.00	3,643,000.00
02/15/26	3,395,000.00	138,500.00	3,533,500.00	
08/15/26	-	70,600.00	70,600.00	3,604,100.00
02/15/27	<u>3,530,000.00</u>	<u>70,600.00</u>	<u>3,600,600.00</u>	<u>3,600,600.00</u>
<b>Total</b>	<b><u>\$ 17,970,000.00</u></b>	<b><u>\$ 6,955,675.00</u></b>	<b><u>\$ 24,925,675.00</u></b>	<b><u>\$ 24,925,675.00</u></b>

Note: Debt service payments reflect payments from September 1 through August 31.

**Paying Agent Information for Series 2013-B Bonds:**

**Firm Name:** The Bank of New York Mellon Trust Company, N.A.  
Issuer Administrative Services  
2001 Bryan Street, 10th Floor  
Dallas, Texas 75201

**Contact:** Kami Hector  
**Phone:** (214) 468-6020  
**Fax:** (214) 468-6322



**Bastrop Independent School District**  
**Unlimited Tax Refunding Bonds, Series 2014**

<u>Date</u>	<u>Principal</u>	<u>Interest</u>	<u>Debt Service</u>	<u>Annual Debt Service</u>
02/15/16	\$ 435,000.00	\$ 133,600.00	\$ 568,600.00	
08/15/16	-	129,250.00	129,250.00	\$ 697,850.00
02/15/17	750,000.00	129,250.00	879,250.00	
08/15/17	-	118,000.00	118,000.00	997,250.00
02/15/18	780,000.00	118,000.00	898,000.00	
08/15/18	-	108,800.00	108,800.00	1,006,800.00
02/15/19	790,000.00	108,800.00	898,800.00	
08/15/19	-	100,900.00	100,900.00	999,700.00
02/15/20	-	100,900.00	100,900.00	
08/15/20	-	100,900.00	100,900.00	201,800.00
02/15/21	-	100,900.00	100,900.00	
08/15/21	-	100,900.00	100,900.00	201,800.00
02/15/22	-	100,900.00	100,900.00	
08/15/22	-	100,900.00	100,900.00	201,800.00
02/15/23	-	100,900.00	100,900.00	
08/15/23	-	100,900.00	100,900.00	201,800.00
02/15/24	300,000.00	100,900.00	400,900.00	
08/15/24	-	94,900.00	94,900.00	495,800.00
02/15/25	320,000.00	94,900.00	414,900.00	
08/15/25	-	88,500.00	88,500.00	503,400.00
02/15/26	330,000.00	88,500.00	418,500.00	
08/15/26	-	81,900.00	81,900.00	500,400.00
02/15/27	345,000.00	81,900.00	426,900.00	
08/15/27	-	75,000.00	75,000.00	501,900.00
02/15/28	-	75,000.00	75,000.00	
08/15/28	-	75,000.00	75,000.00	150,000.00
02/15/29	-	75,000.00	75,000.00	
08/15/29	-	75,000.00	75,000.00	150,000.00
02/15/30	-	75,000.00	75,000.00	
08/15/30	-	75,000.00	75,000.00	150,000.00
02/15/31	-	75,000.00	75,000.00	
08/15/31	-	75,000.00	75,000.00	150,000.00
02/15/32	-	75,000.00	75,000.00	
08/15/32	-	75,000.00	75,000.00	150,000.00
02/15/33	-	75,000.00	75,000.00	
08/15/33	-	75,000.00	75,000.00	150,000.00
02/15/34	480,000.00	75,000.00	555,000.00	
08/15/34	-	65,400.00	65,400.00	620,400.00

Note: Debt service payments reflect payments from September 1 through August 31.

**Bastrop Independent School District**  
**Unlimited Tax Refunding Bonds, Series 2014**

<u>Date</u>	<u>Principal</u>	<u>Interest</u>	<u>Debt Service</u>	<u>Annual Debt Service</u>
02/15/35	\$ 1,045,000.00	\$ 65,400.00	\$ 1,110,400.00	
08/15/35	-	44,500.00	44,500.00	\$ 1,154,900.00
02/15/36	1,090,000.00	44,500.00	1,134,500.00	
08/15/36	-	22,700.00	22,700.00	1,157,200.00
02/15/37	<u>1,135,000.00</u>	<u>22,700.00</u>	<u>1,157,700.00</u>	<u>1,157,700.00</u>
<b>Total</b>	<b><u>\$ 7,800,000.00</u></b>	<b><u>\$ 3,700,500.00</u></b>	<b><u>\$ 11,500,500.00</u></b>	<b><u>\$ 11,500,500.00</u></b>

Note: Debt service payments reflect payments from September 1 through August 31.

**Paying Agent Information for Series 2014 Bonds:**

**Firm Name:** The Bank of New York Mellon Trust Company, N.A.  
Issuer Administrative Services  
2001 Bryan Street, 10th Floor  
Dallas, Texas 75201

**Contact:** Kami Hector  
**Phone:** (214) 468-6020  
**Fax:** (214) 468-6322

**Bastrop Independent School District**  
**Unlimited Tax Refunding Bonds, Series 2015**

<u>Date</u>	<u>Principal</u>	<u>Interest</u>	<u>Debt Service</u>	<u>Annual Debt Service</u>
02/15/16	\$ -	\$ 1,217,225.00	\$ 1,217,225.00	
08/15/16	-	1,217,225.00	1,217,225.00	\$ 2,434,450.00
02/15/17	-	1,217,225.00	1,217,225.00	
08/15/17	-	1,217,225.00	1,217,225.00	2,434,450.00
02/15/18	370,000.00	1,217,225.00	1,587,225.00	
08/15/18	-	1,213,525.00	1,213,525.00	2,800,750.00
02/15/19	385,000.00	1,213,525.00	1,598,525.00	
08/15/19	-	1,209,675.00	1,209,675.00	2,808,200.00
02/15/20	400,000.00	1,209,675.00	1,609,675.00	
08/15/20	-	1,205,675.00	1,205,675.00	2,815,350.00
02/15/21	395,000.00	1,205,675.00	1,600,675.00	
08/15/21	-	1,201,725.00	1,201,725.00	2,802,400.00
02/15/22	435,000.00	1,201,725.00	1,636,725.00	
08/15/22	-	1,190,850.00	1,190,850.00	2,827,575.00
02/15/23	445,000.00	1,190,850.00	1,635,850.00	
08/15/23	-	1,184,175.00	1,184,175.00	2,820,025.00
02/15/24	455,000.00	1,184,175.00	1,639,175.00	
08/15/24	-	1,172,800.00	1,172,800.00	2,811,975.00
02/15/25	475,000.00	1,172,800.00	1,647,800.00	
08/15/25	-	1,160,925.00	1,160,925.00	2,808,725.00
02/15/26	500,000.00	1,160,925.00	1,660,925.00	
08/15/26	-	1,150,925.00	1,150,925.00	2,811,850.00
02/15/27	525,000.00	1,150,925.00	1,675,925.00	
08/15/27	-	1,140,425.00	1,140,425.00	2,816,350.00
02/15/28	2,430,000.00	1,140,425.00	3,570,425.00	
08/15/28	-	1,079,675.00	1,079,675.00	4,650,100.00
02/15/29	2,555,000.00	1,079,675.00	3,634,675.00	
08/15/29	-	1,015,800.00	1,015,800.00	4,650,475.00
02/15/30	2,685,000.00	1,015,800.00	3,700,800.00	
08/15/30	-	948,675.00	948,675.00	4,649,475.00
02/15/31	2,825,000.00	948,675.00	3,773,675.00	
08/15/31	-	878,050.00	878,050.00	4,651,725.00
02/15/32	2,960,000.00	878,050.00	3,838,050.00	
08/15/32	-	804,050.00	804,050.00	4,642,100.00
02/15/33	3,120,000.00	804,050.00	3,924,050.00	
08/15/33	-	726,050.00	726,050.00	4,650,100.00
02/15/34	3,285,000.00	726,050.00	4,011,050.00	
08/15/34	-	643,925.00	643,925.00	4,654,975.00

Note: Debt service payments reflect payments from September 1 through August 31.

**Bastrop Independent School District**  
**Unlimited Tax Refunding Bonds, Series 2015**

<u>Date</u>	<u>Principal</u>	<u>Interest</u>	<u>Debt Service</u>	<u>Annual Debt Service</u>
02/15/35	\$ 3,445,000.00	\$ 643,925.00	\$ 4,088,925.00	
08/15/35	-	557,800.00	557,800.00	\$ 4,646,725.00
02/15/36	3,500,000.00	557,800.00	4,057,800.00	
08/15/36	-	470,300.00	470,300.00	4,528,100.00
02/15/37	3,650,000.00	470,300.00	4,120,300.00	
08/15/37	-	397,300.00	397,300.00	4,517,600.00
02/15/38	3,660,000.00	397,300.00	4,057,300.00	
08/15/38	-	324,100.00	324,100.00	4,381,400.00
02/15/39	3,815,000.00	324,100.00	4,139,100.00	
08/15/39	-	247,800.00	247,800.00	4,386,900.00
02/15/40	3,965,000.00	247,800.00	4,212,800.00	
08/15/40	-	168,500.00	168,500.00	4,381,300.00
02/15/41	4,125,000.00	168,500.00	4,293,500.00	
08/15/41	-	86,000.00	86,000.00	4,379,500.00
02/15/42	<u>4,300,000.00</u>	<u>86,000.00</u>	<u>4,386,000.00</u>	<u>4,386,000.00</u>
<b>Total</b>	<b><u>\$ 54,705,000.00</u></b>	<b><u>\$ 46,443,575.00</u></b>	<b><u>\$ 101,148,575.00</u></b>	<b><u>\$ 101,148,575.00</u></b>

Note: Debt service payments reflect payments from September 1 through August 31.

**Paying Agent Information for Series 2015 Bonds:**

**Firm Name:** The Bank of New York Mellon Trust Company, N.A.  
Issuer Administrative Services  
2001 Bryan Street, 10th Floor  
Dallas, Texas 75201

**Contact:** Kami Hector  
**Phone:** (214) 468-6020  
**Fax:** (214) 468-6322

**Bastrop Independent School District**  
**Unlimited Tax Refunding Bonds, Series 2015-A**

<u>Date</u>	<u>Principal</u>	<u>Interest</u>	<u>Debt Service</u>	<u>Annual Debt Service</u>
02/15/16	\$ 1,475,000.00	\$ 204,602.78	\$ 1,679,602.78	
08/15/16	-	489,750.00	489,750.00	\$ 2,169,352.78
02/15/17	-	489,750.00	489,750.00	
08/15/17	-	489,750.00	489,750.00	979,500.00
02/15/18	-	489,750.00	489,750.00	
08/15/18	-	489,750.00	489,750.00	979,500.00
02/15/19	-	489,750.00	489,750.00	
08/15/19	-	489,750.00	489,750.00	979,500.00
02/15/20	52,138.30	1,027,611.70	1,079,750.00	
08/15/20	-	489,750.00	489,750.00	1,569,500.00
02/15/21	29,517.95	1,055,232.05	1,084,750.00	
08/15/21	-	489,750.00	489,750.00	1,574,500.00
02/15/22	16,013.75	1,048,736.25	1,064,750.00	
08/15/22	-	489,750.00	489,750.00	1,554,500.00
02/15/23	9,071.20	1,060,678.80	1,069,750.00	
08/15/23	-	489,750.00	489,750.00	1,559,500.00
02/15/24	5,048.50	1,059,701.50	1,064,750.00	
08/15/24	-	489,750.00	489,750.00	1,554,500.00
02/15/25	2,829.00	1,061,921.00	1,064,750.00	
08/15/25	-	489,750.00	489,750.00	1,554,500.00
02/15/26	1,725.00	1,113,025.00	1,114,750.00	
08/15/26	-	489,750.00	489,750.00	1,604,500.00
02/15/27	976.50	1,118,773.50	1,119,750.00	
08/15/27	-	489,750.00	489,750.00	1,609,500.00
02/15/28	2,683.95	3,572,066.05	3,574,750.00	
08/15/28	-	489,750.00	489,750.00	4,064,500.00
02/15/29	1,483.20	3,578,266.80	3,579,750.00	
08/15/29	-	489,750.00	489,750.00	4,069,500.00
02/15/30	1,700,386.10	1,919,363.90	3,619,750.00	
08/15/30	-	447,250.00	447,250.00	4,067,000.00
02/15/31	3,255,000.00	447,250.00	3,702,250.00	
08/15/31	-	365,875.00	365,875.00	4,068,125.00
02/15/32	3,425,000.00	365,875.00	3,790,875.00	
08/15/32	-	280,250.00	280,250.00	4,071,125.00
02/15/33	3,595,000.00	280,250.00	3,875,250.00	
08/15/33	-	190,375.00	190,375.00	4,065,625.00

Note: Debt service payments reflect payments from September 1 through August 31.

**Bastrop Independent School District**  
**Unlimited Tax Refunding Bonds, Series 2015-A**

<u>Date</u>	<u>Principal</u>	<u>Interest</u>	<u>Debt Service</u>	<u>Annual Debt Service</u>
02/15/34	\$ 3,780,000.00	\$ 190,375.00	\$ 3,970,375.00	
08/15/34	-	95,875.00	95,875.00	\$ 4,066,250.00
02/15/35	<u>3,835,000.00</u>	<u>95,875.00</u>	<u>3,930,875.00</u>	<u>3,930,875.00</u>
<b>Total</b>	<b><u>\$ 21,186,873.45</u></b>	<b><u>\$ 28,904,979.33</u></b>	<b><u>\$ 50,091,852.78</u></b>	<b><u>\$ 50,091,852.78</u></b>

Note: Debt service payments reflect payments from September 1 through August 31.

**Paying Agent Information for Series 2015-A Bonds:**

**Firm Name:** The Bank of New York Mellon Trust Company, N.A.  
Issuer Administrative Services  
2001 Bryan Street, 10th Floor  
Dallas, Texas 75201

**Contact:** Kami Hector  
**Phone:** (214) 468-6020  
**Fax:** (214) 468-6322

**Bastrop Independent School District**  
**Unlimited Tax Refunding Bonds, Series 2016**

<u>Date</u>	<u>Principal</u>	<u>Interest</u>	<u>Debt Service</u>	<u>Annual Debt Service</u>
02/15/16	\$ -	\$ -	\$ -	
08/15/16	125,000.00	84,914.17	209,914.17	\$ 209,914.17
02/15/17	-	163,100.00	163,100.00	
08/15/17	-	163,100.00	163,100.00	326,200.00
02/15/18	-	163,100.00	163,100.00	
08/15/18	-	163,100.00	163,100.00	326,200.00
02/15/19	-	163,100.00	163,100.00	
08/15/19	-	163,100.00	163,100.00	326,200.00
02/15/20	-	163,100.00	163,100.00	
08/15/20	-	163,100.00	163,100.00	326,200.00
02/15/21	-	163,100.00	163,100.00	
08/15/21	-	163,100.00	163,100.00	326,200.00
02/15/22	-	163,100.00	163,100.00	
08/15/22	-	163,100.00	163,100.00	326,200.00
02/15/23	-	163,100.00	163,100.00	
08/15/23	-	163,100.00	163,100.00	326,200.00
02/15/24	-	163,100.00	163,100.00	
08/15/24	-	163,100.00	163,100.00	326,200.00
02/15/25	-	163,100.00	163,100.00	
08/15/25	-	163,100.00	163,100.00	326,200.00
02/15/26	-	163,100.00	163,100.00	
08/15/26	-	163,100.00	163,100.00	326,200.00
02/15/27	-	163,100.00	163,100.00	
08/15/27	-	163,100.00	163,100.00	326,200.00
02/15/28	1,030,000.00	163,100.00	1,193,100.00	
08/15/28	-	142,500.00	142,500.00	1,335,600.00
02/15/29	1,065,000.00	142,500.00	1,207,500.00	
08/15/29	-	121,200.00	121,200.00	1,328,700.00
02/15/30	1,120,000.00	121,200.00	1,241,200.00	
08/15/30	-	98,800.00	98,800.00	1,340,000.00
02/15/31	1,160,000.00	98,800.00	1,258,800.00	
08/15/31	-	75,600.00	75,600.00	1,334,400.00
02/15/32	1,210,000.00	75,600.00	1,285,600.00	
08/15/32	-	51,400.00	51,400.00	1,337,000.00
02/15/33	1,260,000.00	51,400.00	1,311,400.00	
08/15/33	-	26,200.00	26,200.00	1,337,600.00
02/15/34	<u>1,310,000.00</u>	<u>26,200.00</u>	<u>1,336,200.00</u>	<u>1,336,200.00</u>
<b>Total</b>	<b><u>\$ 8,280,000.00</u></b>	<b><u>\$ 4,867,614.17</u></b>	<b><u>\$ 13,147,614.17</u></b>	<b><u>\$ 13,147,614.17</u></b>

Note: Debt service payments reflect payments from September 1 through August 31.

**Paying Agent Information for Series 2016 Bonds:**

**Firm Name:** The Bank of New York Mellon Trust Company, N.A.  
Issuer Administrative Services  
2001 Bryan Street, 10th Floor  
Dallas, Texas 75201

**Contact:** Kami Hector  
**Phone:** (214) 468-6020  
**Fax:** (214) 468-6322



## Section 3 – Bonds Refunded by Unlimited Tax Refunding Bonds, Series 2016





**Bastrop Independent School District**  
**Bonds Refunded by Unlimited Tax Refunding Bonds, Series 2016 -**  
**Unlimited Tax School Building Bonds, Series 2009**

<u>Date</u>	<u>Principal</u>	<u>Interest</u>	<u>Debt Service</u>	<u>Annual Debt Service</u>
02/15/16	\$ -	\$ -	\$ -	
08/15/16	-	211,881.25	211,881.25	\$ 211,881.25
02/15/17	-	211,881.25	211,881.25	
08/15/17	-	211,881.25	211,881.25	423,762.50
02/15/18	-	211,881.25	211,881.25	
08/15/18	-	211,881.25	211,881.25	423,762.50
02/15/19	-	211,881.25	211,881.25	
08/15/19	-	211,881.25	211,881.25	423,762.50
02/15/20	-	211,881.25	211,881.25	
08/15/20	-	211,881.25	211,881.25	423,762.50
02/15/21	-	211,881.25	211,881.25	
08/15/21	-	211,881.25	211,881.25	423,762.50
02/15/22	-	211,881.25	211,881.25	
08/15/22	-	211,881.25	211,881.25	423,762.50
02/15/23	-	211,881.25	211,881.25	
08/15/23	-	211,881.25	211,881.25	423,762.50
02/15/24	-	211,881.25	211,881.25	
08/15/24	-	211,881.25	211,881.25	423,762.50
02/15/25	-	211,881.25	211,881.25	
08/15/25	-	211,881.25	211,881.25	423,762.50
02/15/26	-	211,881.25	211,881.25	
08/15/26	-	211,881.25	211,881.25	423,762.50
02/15/27	-	211,881.25	211,881.25	
08/15/27	-	211,881.25	211,881.25	423,762.50
02/15/28	1,065,000.00	211,881.25	1,276,881.25	
08/15/28	-	187,918.75	187,918.75	1,464,800.00
02/15/29	1,110,000.00	187,918.75	1,297,918.75	
08/15/29	-	162,250.00	162,250.00	1,460,168.75
02/15/30	1,175,000.00	162,250.00	1,337,250.00	
08/15/30	-	132,875.00	132,875.00	1,470,125.00
02/15/31	1,230,000.00	132,875.00	1,362,875.00	
08/15/31	-	102,125.00	102,125.00	1,465,000.00
02/15/32	1,295,000.00	102,125.00	1,397,125.00	
08/15/32	-	69,750.00	69,750.00	1,466,875.00
02/15/33	1,360,000.00	69,750.00	1,429,750.00	
08/15/33	-	35,750.00	35,750.00	1,465,500.00
02/15/34	<u>1,430,000.00</u>	<u>35,750.00</u>	<u>1,465,750.00</u>	<u>1,465,750.00</u>
<b>Total</b>	<b><u>\$ 8,665,000.00</u></b>	<b><u>\$ 6,466,487.50</u></b>	<b><u>\$ 15,131,487.50</u></b>	<b><u>\$ 15,131,487.50</u></b>

Note: Debt service payments reflect payments from September 1 through August 31.

**Escrow Agent Information for Series 2009 Bonds:**

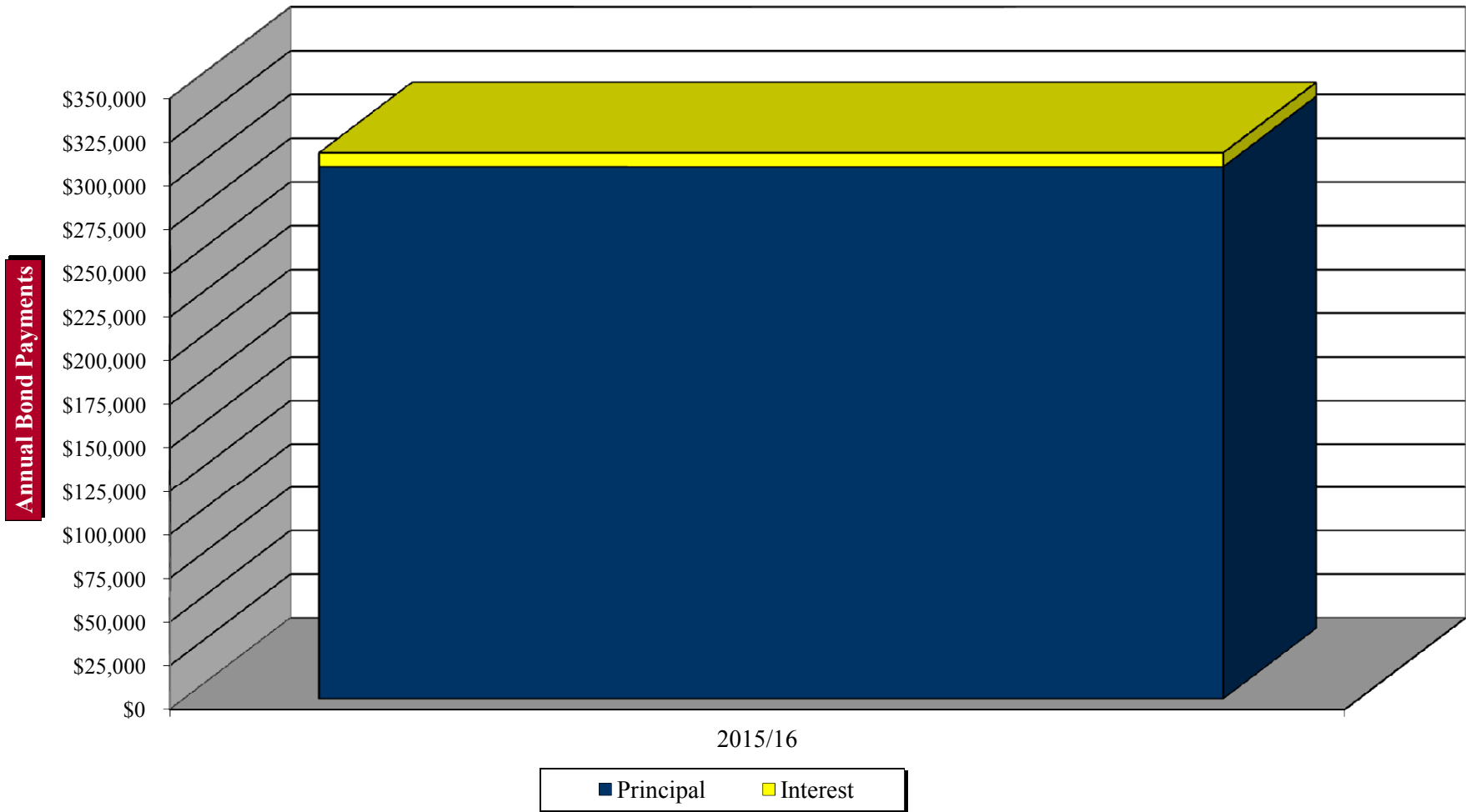
**Firm Name:** The Bank of New York Mellon Trust Company, N.A.  
Issuer Administrative Services  
2001 Bryan Street, 10th Floor  
Dallas, Texas 75201

**Contact:** Kami Hector  
**Phone:** (214) 468-6020  
**Fax:** (214) 468-6322



## Section 4 – Outstanding Maintenance Tax Debt Service by Principal and Interest

**Bastrop Independent School District  
Maintenance Tax Notes, Series 2000 By Principal And Interest**



Note: Debt service payments reflect payments from September 1 through August 31.

**Bastrop Independent School District**  
**Maintenance Tax Notes, Series 2000**

<u>Date</u>	<u>Principal</u>	<u>Interest</u>	<u>Debt Service</u>	<u>Annual Debt Service</u>
02/15/16	\$ 305,000.00	\$ 7,930.00	\$ 312,930.00	\$ 312,930.00
<b>Total</b>	<b><u>\$ 305,000.00</u></b>	<b><u>\$ 7,930.00</u></b>	<b><u>\$ 312,930.00</u></b>	<b><u>\$ 312,930.00</u></b>

Note: Debt service payments reflect payments from September 1 through August 31.

**Paying Agent Information for Series 2000 Notes:**

**Firm Name:** Wells Fargo Corporate Trust Services  
625 Marquette Avenue S., 11th Floor  
Minneapolis, Minnesota 55402

**Contact:** Jim Hood  
**Phone:** (612) 667-1256  
**Fax:** (855) 564-0012