

# 2022-2023 Tax Rate Public Hearing

Dina D. Edgar, Chief Financial Officer  
September 20, 2022



# Setting the Tax Rates

## Maintenance & Operations



- ★ Salaries & Benefits
- ★ Contracted Services
- ★ Instructional & General Supplies
- ★ Utilities, Fuel & Other Operating

\$117.2 Million

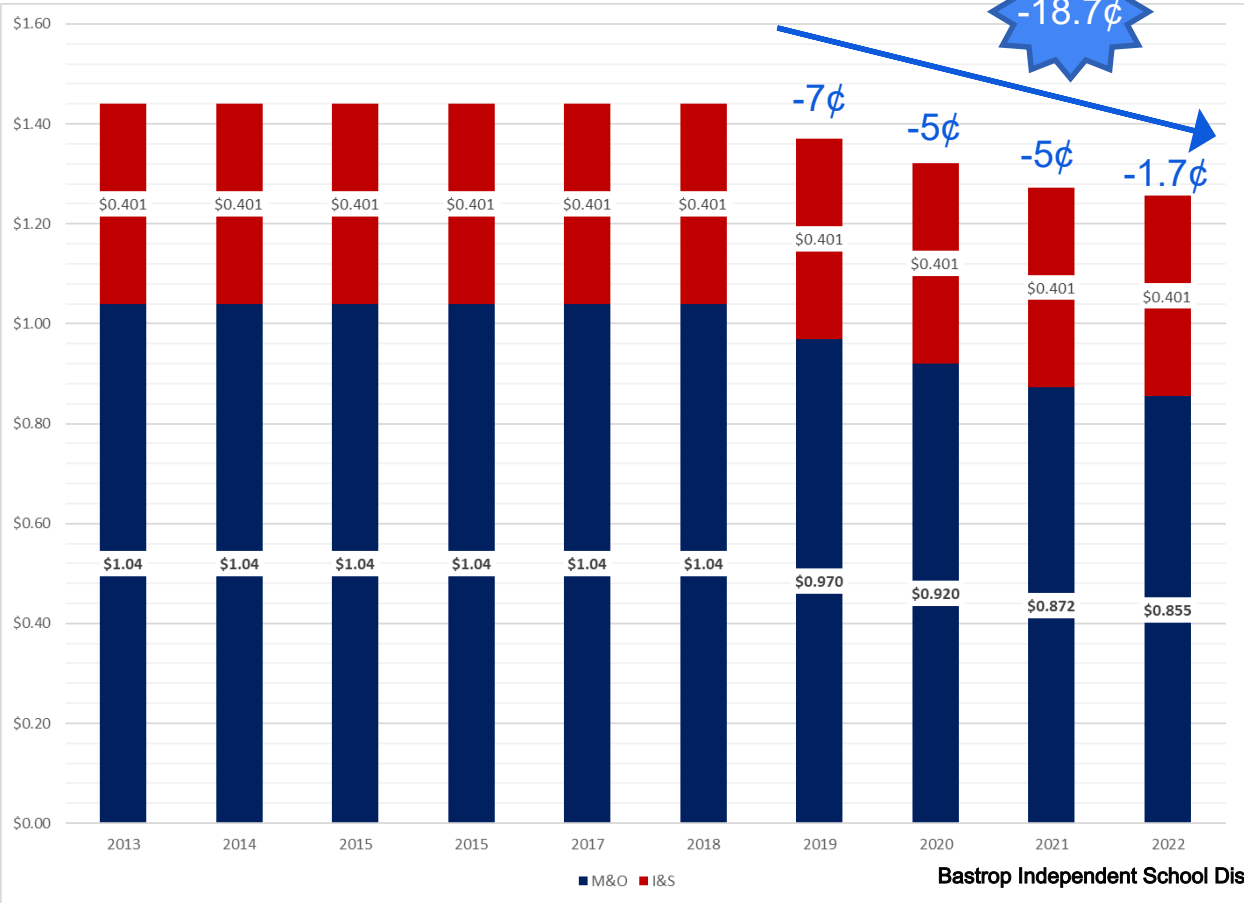
## Interest & Sinking (Debt Service)



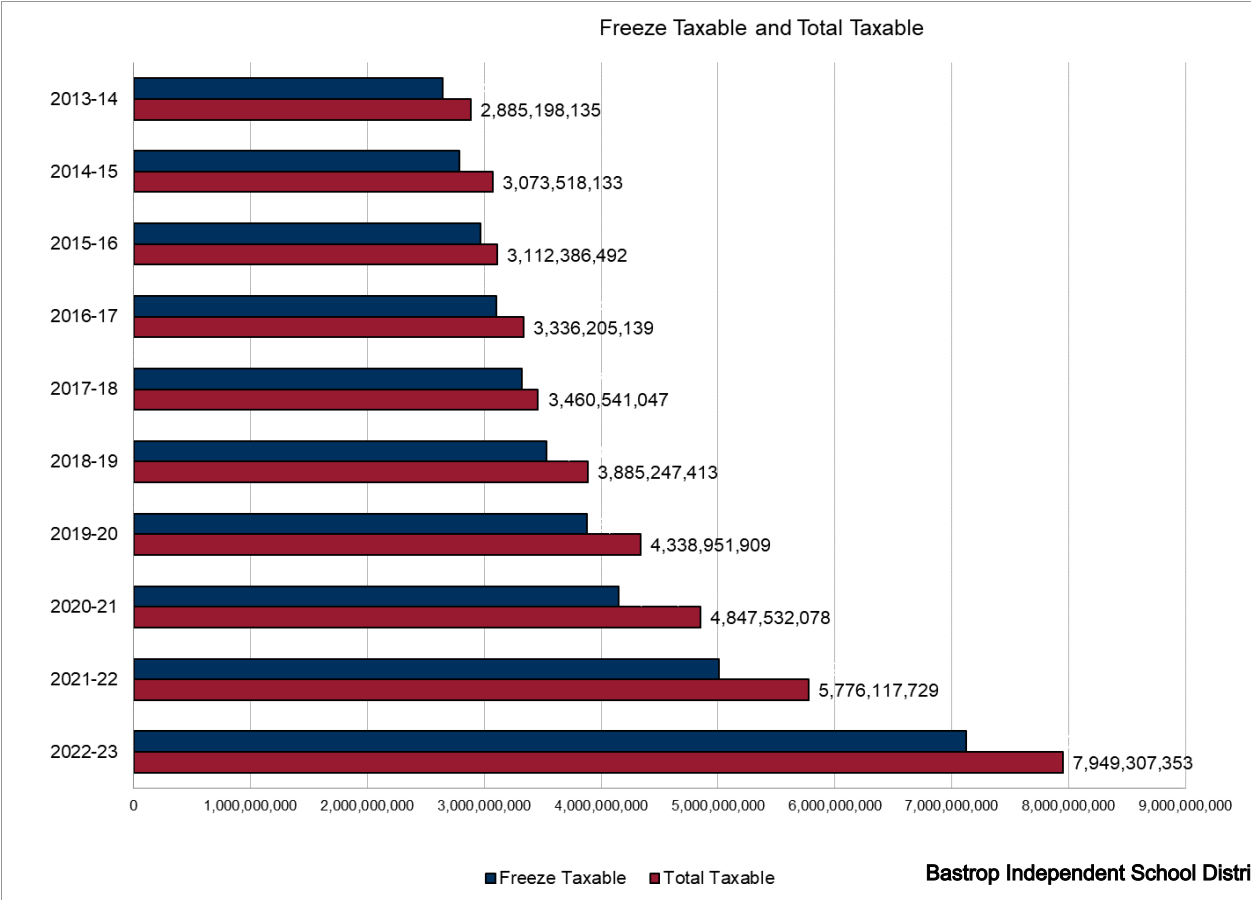
- ★ New Construction
- ★ Renovations & Improvements
- ★ Technology & Infrastructure
- ★ Safety & Security

\$29.4 Million

# Bastrop ISD Tax Rate History



# Bastrop ISD Property Value History



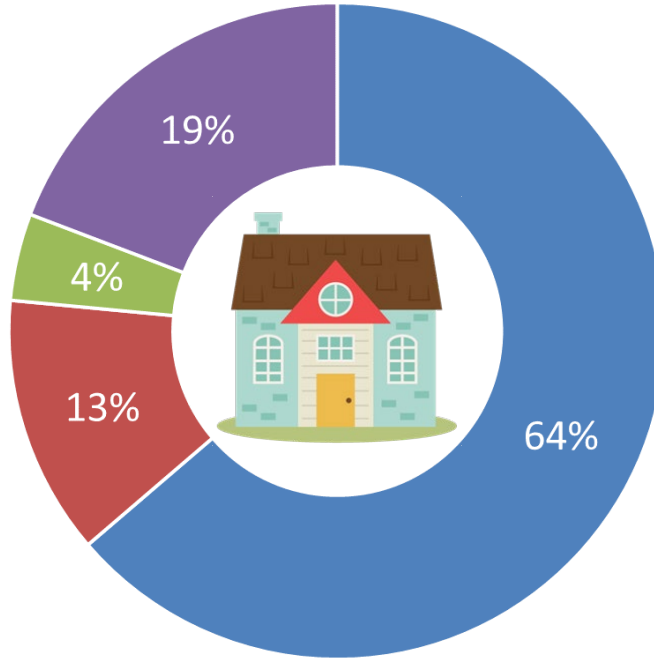
# Bastrop ISD Top 10 Principal Taxpayers

Name of Taxpayer	Type of Property	Taxable Assessed Valuation	%TAV
HR Lost Pines Resort LLC	Resort	95,997,146	1.21%
Bastrop Energy Partners LP	Utility	84,351,712	1.06%
GENTEX Power Corp	Utility	43,081,340	0.54%
BSCS LLC	Retail	35,818,379	0.45%
LCRA Transmission Corp	Utility	26,240,267	0.33%
The Village at Hunters Crossing	Housing	21,462,269	0.27%
Southeast Power Corp	Utility	20,105,444	0.25%
Griffin Industries	Rendering	18,629,719	0.23%
ERCOT	Utility	18,562,744	0.23%
Union Pacific Railroad Co.	Automobile	17,140,710	0.22%
	<b>TOTAL</b>	<b>381,389,730</b>	<b>4.80%</b>

# Property Values by Type

2021 Final Comptroller Values by Category

■ Residential ■ Commercial ■ Industrial ■ Utilities & Other



# 2022-2023 Adopted Tax Rate\*

★ Maintenance & Operations	\$0.8546
★ Debt Service	\$0.4010
★ <b>Total Estimated Tax Rate</b>	<b>\$1.2556</b>



“BASTROP ISD ADOPTED A TAX RATE THAT WILL RAISE MORE TAXES FOR MAINTENANCE AND OPERATIONS THAN LAST YEAR’S TAX RATE”

# THANK YOU!

Public Comment/Questions

